







# CONTENTS

About Us	4
Warranty & Installation	6
Pacific Acres SPC Collection	8-11
Regal Heights SPC Collection	12-15
Glenn Manor EIR SPC Collection	16-19
Royal Oaks EIR SPC Collection	20-23
Terra Nova Laminate Collection	24-27
Mesa Villa Laminate Collection	28-31
Moldings & Extras	32-33

**UNICLIC** 



RESIDENTIAL



COMMERCIAL



100% WATERPROOF



NOISEPROOF



SCRATCH RESISTANT



AIQ CERTIFIED



KID & PET FRIENDLY



EASY CARE



# ABOUT US

At LUX Flooring, our passion is quality over quantity. Our beautiful colors and styles will give your floors the perfect look and feel. We pride ourselves in delivering luxury SPC vinyl and laminate products at affordable prices. We believe in our products and that's why we offer a Lifetime Residential and 15 year Commercial Warranty.

LUX Flooring is a USA domestic importer that specializes in Glue Down, Laminate, Luxury SPC Vinyl, and Engineered Hardwood flooring. We have been in business for over 10 years. Originally based in New Jersey, LUX has expanded by adding a 50,000 sqft warehouse in Los Angeles, as well as additional locations in Las Vegas, Phoenix, and Dallas. We are expanding further in 2026 to have additional locations in Houston and Miami.

We have distinguished ourselves not only in the quality and durability of our products, but also in customer service and integrity, which are still viable commodities in the flooring industry. When asked what is the secret to their success, COO Jesse Woodrow replied, "When you care about quality and your customer, the rest is easy. We believe in building lifelong relationships above just generating revenue." President Ben Weinstein echoes this sentiment in our company motto: Relationship above Revenue.

As we continue to grow, we strive to maintain the personal customer relationships we have built over the years. Please contact us with any questions you might have.



3040 Red Hat Lane  
City of Industry, CA 90601

P. (626) 321-9121  
F. (626) 471-5444  
E: [orderdesk@luxflooring.com](mailto:orderdesk@luxflooring.com)

[www.luxflooring.com](http://www.luxflooring.com)

# WAREHOUSES

- New Jersey
- Los Angeles
- Las Vegas
- Phoenix
- Dallas
- Miami (2026)
- Houston (2026)

## CONTACT US:





# WARRANTY & INSTALLATION

## WARRANTY

We proudly offer a lifetime residential and 15 year commercial warranty on all of our products. Be sure to follow our installation guidelines to ensure the warranty covers your flooring.

Our installation guidelines and warranty information can be found on our website using the following QR code:



## LAB TESTS

We have all of our products tested by an independent lab. We meet and exceed all flooring requirements by US Standards.

For Floor Score Certifications, Sound Ratings, or our Technical Specification Sheets, please use the following QR code:







# PACIFIC ACRES COLLECTION



## BEACH

Length: 1230mm (48")  
 Width: 180mm (7")  
 Wear Layer: 22 mil  
 Thickness: 6.0mm (Pad Attached)  
 Box Size: 23.83 SQF/BX  
 Finish: Embossed/Diamond Dust  
 Construction: Rigid Core SPC  
 Repeats: 25



## CANNON

Length: 1230mm (48")  
 Width: 180mm (7")  
 Wear Layer: 22 mil  
 Thickness: 6.0mm (Pad Attached)  
 Box Size: 23.83 SQF/BX  
 Finish: Embossed/Diamond Dust  
 Construction: Rigid Core SPC  
 Repeats: 5



## CHESTNUT

Length: 1230mm (48")  
 Width: 180mm (7")  
 Wear Layer: 22 mil  
 Thickness: 6.0mm (Pad Attached)  
 Box Size: 23.83 SQF/BX  
 Finish: Embossed/Diamond Dust  
 Construction: Rigid Core SPC  
 Repeats: 25





# DUNE

Length: 1230mm (48")  
Width: 180mm (7")  
Wear Layer: 22 mil  
Thickness: 6.0mm (Pad Attached)  
Box Size: 23.83 SQF/BX  
Finish: Embossed/Diamond Dust  
Construction: Rigid Core SPC  
Repeats: 5



# GROVE

Length: 1230mm (48")  
Width: 180mm (7")  
Wear Layer: 22 mil  
Thickness: 6.0mm (Pad Attached)  
Box Size: 23.83 SQF/BX  
Finish: Embossed/Diamond Dust  
Construction: Rigid Core SPC  
Repeats: 5



# HARBOR

Length: 1230mm (48")  
Width: 180mm (7")  
Wear Layer: 22 mil  
Thickness: 6.0mm (Pad Attached)  
Box Size: 23.83 SQF/BX  
Finish: Embossed/Diamond Dust  
Construction: Rigid Core SPC  
Repeats: 25




# MOUNTAIN

Length: 1230mm (48")  
Width: 180mm (7")  
Wear Layer: 22 mil  
Thickness: 6.0mm (Pad Attached)  
Box Size: 23.83 SQF/BX  
Finish: Embossed/Diamond Dust  
Construction: Rigid Core SPC  
Repeats: 15





# REGAL HEIGHTS COLLECTION



## DUCHESS

Length: 1535mm (60")  
Width: 226mm (9")  
Wear Layer: 22 mil  
Thickness: 6.5mm (Pad Attached)  
Box Size: 22.40 SQF/BX  
Finish: Embossed/Diamond Dust  
Construction: Rigid Core SPC  
Repeats: 8



## ESPRESSO

Length: 1535mm (60")  
Width: 226mm (9")  
Wear Layer: 22 mil  
Thickness: 6.5mm (Pad Attached)  
Box Size: 22.40 SQF/BX  
Finish: Embossed/Diamond Dust  
Construction: Rigid Core SPC  
Repeats: 4



## FOX & HOUND

Length: 1535mm (60")  
Width: 226mm (9")  
Wear Layer: 22 mil  
Thickness: 6.5mm (Pad Attached)  
Box Size: 22.40 SQF/BX  
Finish: Embossed/Diamond Dust  
Construction: Rigid Core SPC  
Repeats: 24





# GENTRY

Length: 1535mm (60")  
 Width: 226mm (9")  
 Wear Layer: 22 mil  
 Thickness: 6.5mm (Pad Attached)  
 Box Size: 22.40 SQF/BX  
 Finish: Embossed/Diamond Dust  
 Construction: Rigid Core SPC  
 Repeats: 24



# MALIBU

Length: 1535mm (60")  
 Width: 226mm (9")  
 Wear Layer: 22 mil  
 Thickness: 6.5mm (Pad Attached)  
 Box Size: 22.40 SQF/BX  
 Finish: Embossed/Diamond Dust  
 Construction: Rigid Core SPC  
 Repeats: 4



# OXFORD

Length: 1535mm (60")  
 Width: 226mm (9")  
 Wear Layer: 22 mil  
 Thickness: 6.5mm (Pad Attached)  
 Box Size: 22.40 SQF/BX  
 Finish: Embossed/Diamond Dust  
 Construction: Rigid Core SPC  
 Repeats: 8



# OYSTER


Length: 1535mm (60")  
 Width: 226mm (9")  
 Wear Layer: 22 mil  
 Thickness: 6.5mm (Pad Attached)  
 Box Size: 22.40 SQF/BX  
 Finish: Embossed/Diamond Dust  
 Construction: Rigid Core SPC  
 Repeats: 8





# GLENN MANOR

## E I R C O L L E C T I O N



## BRULEE

Length: 1240mm (48")  
 Width: 182mm (7")  
 Wear Layer: 22 mil/Diamond Dust  
 Thickness: 6.5mm (IXPE Pad Attached)  
 Box Size: 26.72 SQF/BX  
 Construction: Rigid Core SPC  
 Finish: Matte EIR, V Groove, Painted Bevel  
 Repeats: 20



## DRIFTWOOD

Length: 1240mm (48")  
 Width: 182mm (7")  
 Wear Layer: 22 mil/Diamond Dust  
 Thickness: 6.5mm (IXPE Pad Attached)  
 Box Size: 26.72 SQF/BX  
 Construction: Rigid Core SPC  
 Finish: Matte EIR, V Groove, Painted Bevel  
 Repeats: 5



## EARL GREY

Length: 1240mm (48")  
 Width: 182mm (7")  
 Wear Layer: 22 mil/Diamond Dust  
 Thickness: 6.5mm (IXPE Pad Attached)  
 Box Size: 26.72 SQF/BX  
 Construction: Rigid Core SPC  
 Finish: Matte EIR, V Groove, Painted Bevel  
 Repeats: 30





# HENNESSY

Length: 1240mm (48")  
 Width: 182mm (7")  
 Wear Layer: 22 mil/Diamond Dust  
 Thickness: 6.5mm (IXPE Pad Attached)  
 Box Size: 26.72 SQF/BX  
 Construction: Rigid Core SPC  
 Finish: Matte EIR, V Groove, Painted Bevel  
 Repeats: 30



# HONEY

Length: 1240mm (48")  
 Width: 182mm (7")  
 Wear Layer: 22 mil/Diamond Dust  
 Thickness: 6.5mm (IXPE Pad Attached)  
 Box Size: 26.72 SQF/BX  
 Construction: Rigid Core SPC  
 Finish: Matte EIR, V Groove, Painted Bevel  
 Repeats: 20



# MUSTANG

Length: 1240mm (48")  
 Width: 182mm (7")  
 Wear Layer: 22 mil/Diamond Dust  
 Thickness: 6.5mm (IXPE Pad Attached)  
 Box Size: 26.72 SQF/BX  
 Construction: Rigid Core SPC  
 Finish: Matte EIR, V Groove, Painted Bevel  
 Repeats: 5



# VAULT


Length: 1240mm (48")  
 Width: 182mm (7")  
 Wear Layer: 22 mil/Diamond Dust  
 Thickness: 6.5mm (IXPE Pad Attached)  
 Box Size: 26.72 SQF/BX  
 Construction: Rigid Core SPC  
 Finish: Matte EIR, V Groove, Painted Bevel  
 Repeats: 20





# ROYAL OAKS

## E I R C O L L E C T I O N



# ASHWOOD

Length: 1540mm (60")  
 Width: 230mm (9")  
 Wear Layer: 22 mil/Diamond Dust  
 Thickness: 8mm (IXPE Pad Attached)  
 Box Size: 19.06 SQF/BX  
 Construction: Rigid Core SPC  
 Finish: Matte EIR, V Groove, Painted Bevel  
 Repeats: 24



# CHALET

Length: 1540mm (60")  
 Width: 230mm (9")  
 Wear Layer: 22 mil/Diamond Dust  
 Thickness: 8mm (IXPE Pad Attached)  
 Box Size: 19.06 SQF/BX  
 Construction: Rigid Core SPC  
 Finish: Matte EIR, V Groove, Painted Bevel  
 Repeats: 4



# CHAMPAGNE

Length: 1540mm (60")  
 Width: 230mm (9")  
 Wear Layer: 22 mil/Diamond Dust  
 Thickness: 8mm (IXPE Pad Attached)  
 Box Size: 19.06 SQF/BX  
 Construction: Rigid Core SPC  
 Finish: Matte EIR, V Groove, Painted Bevel  
 Repeats: 4





## HONEYSUCKLE

Length: 1540mm (60")  
Width: 230mm (9")  
Wear Layer: 22 mil/Diamond Dust  
Thickness: 8mm (IXPE Pad Attached)  
Box Size: 19.06 SQF/BX  
Construction: Rigid Core SPC  
Finish: Matte EIR, V Groove, Painted Bevel  
Repeats: 24



## LONDON FOG

Length: 1540mm (60")  
Width: 230mm (9")  
Wear Layer: 22 mil/Diamond Dust  
Thickness: 8mm (IXPE Pad Attached)  
Box Size: 19.06 SQF/BX  
Construction: Rigid Core SPC  
Finish: Matte EIR, V Groove, Painted Bevel  
Repeats: 4



## RUGBY

Length: 1540mm (60")  
Width: 230mm (9")  
Wear Layer: 22 mil/Diamond Dust  
Thickness: 8mm (IXPE Pad Attached)  
Box Size: 19.06 SQF/BX  
Construction: Rigid Core SPC  
Finish: Matte EIR, V Groove, Painted Bevel  
Repeats: 4



## SEPIA

Length: 1540mm (60")  
Width: 230mm (9")  
Wear Layer: 22 mil/Diamond Dust  
Thickness: 8mm (IXPE Pad Attached)  
Box Size: 19.06 SQF/BX  
Construction: Rigid Core SPC  
Finish: Matte EIR, V Groove, Painted Bevel  
Repeats: 4





# TERRA NOVA LAMINATE COLLECTION



## BISCOTTI

Length: 1215mm (48")  
 Width: 195mm (7")  
 Wear Rating: AC5  
 Thickness: 12mm (EVAPad Attached)  
 Box Size: 22.95 SQF/BX  
 Finish: Matte EIR, V Groove, Painted Bevel, Waxed  
 Construction: Waterproof Black Core Laminate  
 Repeats: 12



## COYOTE

Length: 1215mm (48")  
 Width: 195mm (7")  
 Wear Rating: AC5  
 Thickness: 12mm (EVAPad Attached)  
 Box Size: 22.95 SQF/BX  
 Finish: Matte EIR, V Groove, Painted Bevel, Waxed  
 Construction: Waterproof Black Core Laminate  
 Repeats: 6



## MOCCASIN

Length: 1215mm (48")  
 Width: 195mm (7")  
 Wear Rating: AC5  
 Thickness: 12mm (EVAPad Attached)  
 Box Size: 22.95 SQF/BX  
 Finish: Matte EIR, V Groove, Painted Bevel, Waxed  
 Construction: Waterproof Black Core Laminate  
 Repeats: 12





## NAVAJO

Length: 1215mm (48")  
 Width: 195mm (7")  
 Wear Rating: AC5  
 Thickness: 12mm (EVAPad Attached)  
 Box Size: 22.95 SQF/BX  
 Finish: Matte EIR, V Groove, Painted Bevel, Waxed  
 Construction: Waterproof Black Core Laminate  
 Repeats: 12



## WHISKEY

Length: 1215mm (48")  
 Width: 195mm (7")  
 Wear Rating: AC5  
 Thickness: 12mm (EVAPad Attached)  
 Box Size: 22.95 SQF/BX  
 Finish: Matte EIR, V Groove, Painted Bevel, Waxed  
 Construction: Waterproof Black Core Laminate  
 Repeats: 6



## RAVEN

Length: 1215mm (48")  
 Width: 195mm (7")  
 Wear Rating: AC5  
 Thickness: 12mm (EVAPad Attached)  
 Box Size: 22.95 SQF/BX  
 Finish: Matte EIR, V Groove, Painted Bevel, Waxed  
 Construction: Waterproof Black Core Laminate  
 Repeats: 6




## SEDONA

Length: 1215mm (48")  
 Width: 195mm (7")  
 Wear Rating: AC5  
 Thickness: 12mm (EVAPad Attached)  
 Box Size: 22.95 SQF/BX  
 Finish: Matte EIR, V Groove, Painted Bevel, Waxed  
 Construction: Waterproof Black Core Laminate  
 Repeats: 6





# MESA VILLA LAMINATE COLLECTION



## BUFFALO

Length: 762mm (30")  
Width: 127mm (5")  
Wear Rating: AC5  
Thickness: 12mm (EVAPad Attached)  
Box Size: 26.23 SQF/BX  
Finish: Matte EIR, V Groove, Painted Bevel, Waxed  
Construction: Waterproof Black Core Laminate  
Repeats: 18



## CLAY

Length: 762mm (30")  
Width: 127mm (5")  
Wear Rating: AC5  
Thickness: 12mm (EVAPad Attached)  
Box Size: 26.23 SQF/BX  
Finish: Matte EIR, V Groove, Painted Bevel, Waxed  
Construction: Waterproof Black Core Laminate  
Repeats: 18



## MOJAVE

Length: 1510mm (60")  
Width: 235mm (9")  
Wear Rating: AC5  
Thickness: 12mm (EVAPad Attached)  
Box Size: 26.73 SQF/BX  
Finish: Matte EIR, V Groove, Painted Bevel, Waxed  
Construction: Waterproof Black Core Laminate  
Repeats: 5





## PEARL

Length: 1510mm (60")  
 Width: 235mm (9")  
 Wear Rating: AC5  
 Thickness: 12mm (EVAPad Attached)  
 Box Size: 26.73 SQF/BX  
 Finish: Matte EIR, V Groove, Painted Bevel, Waxed  
 Construction: Waterproof Black Core Laminate  
 Repeats: 5



## RAINDANCE

Length: 1510mm (60")  
 Width: 235mm (9")  
 Wear Rating: AC5  
 Thickness: 12mm (EVAPad Attached)  
 Box Size: 26.73 SQF/BX  
 Finish: Matte EIR, V Groove, Painted Bevel, Waxed  
 Construction: Waterproof Black Core Laminate  
 Repeats: 5



## SAVANNAH

Length: 1510mm (60")  
 Width: 235mm (9")  
 Wear Rating: AC5  
 Thickness: 12mm (EVAPad Attached)  
 Box Size: 26.73 SQF/BX  
 Finish: Matte EIR, V Groove, Painted Bevel, Waxed  
 Construction: Waterproof Black Core Laminate  
 Repeats: 5



## SIERRA

Length: 1510mm (60")  
 Width: 235mm (9")  
 Wear Rating: AC5  
 Thickness: 12mm (EVAPad Attached)  
 Box Size: 26.73 SQF/BX  
 Finish: Matte EIR, V Groove, Painted Bevel, Waxed  
 Construction: Waterproof Black Core Laminate  
 Repeats: 5



# MOLDINGS & EXTRAS

## SQUARE FLUSH STAIR NOSE

- Glenn Manor Square Stair Nose - 48"x 4.5"x 2", made of SPC
- Royal Oaks Square Stair Nose - 60" x 4.5" x 2", made of SPC
- Pacific Acres Square Stair Nose - 48"x 5"x 2", made of SPC
- Regal Heights Square Stair Nose - 60" x 5" x 2", made of SPC
- Terra Nova Square Stair Nose - 96", made of Black Core Laminate
- Mesa Villa Square Stair Nose - 96", made of Black Core Laminate

## FLUSH STAIR NOSE

7' feet 10.4" inches in length, made of WPC

## OVERLAP STAIR NOSE

94-1/2" x 2-1/4 x 3/4", made of WPC

## STAIR TREAD

94-1/2" x 12-1/16 x 1-5/16", made of WPC

## T-MOLD




7' feet 10.4" inches in length, made of WPC

## REDUCER

7' feet 10.4" inches in length, made of WPC

## END CAP

7' feet 10.4" inches in length, made of WPC



## RISER (DOUBLE SIDED)

94-1/2" x 8-3/4" x 5/16", made of WPC




## QUARTER ROUND

7' feet 10.4" inches in length, made of WPC



## MOISTURE BARRIER

- 42" Wide - 100 total sqft per roll, 6 mil Poly
- 42" Wide - 500 total sqft per roll, 6 mil Poly







TIMELESS BEAUTY



**SURFACES 2026 - BOOTH# 2675**  
**LUXFLOORING.COM**